

Cycling - CX Rnd 2
















hobart wheelers
cycling club

	Lap	Elapsed	Lap Pos	Fast/ Slowest Lap
Oliver JOHNSTON 75 Hobart Wheelers				
1	07:03	07:03.81	1st	
2	07:11	14:15.63	1st	
3	07:09	21:25.34	1st	
4	07:05	28:30.59	1st	
5	07:16	35:47.11	1st	
6	07:21	43:08.72	1st	
7	07:33	50:42.26	1st	
Jim AVENS 55 Hobart Wheelers				
1	07:14	07:14.31	2nd	
2	07:21	14:36.05	2nd	
3	07:19	21:56.04	2nd	
4	07:24	29:20.53	2nd	
5	07:26	36:46.60	2nd	
6	07:23	44:10.47	2nd	
7	07:46	51:56.93	2nd	
Dylan LOCKE 69 Hobart Wheelers/ Dirt Devils				
1	07:20	07:20.85	4th	
2	07:28	14:49.48	3rd	
3	07:31	22:20.74	4th	
4	07:41	30:02.51	4th	
5	07:23	37:25.94	4th	
6	07:20	44:46.08	4th	
7	07:48	52:34.47	3rd	
Nick SILCOX 23 NONE				
1	07:16	07:16.02	3rd	
2	07:37	14:53.86	4th	
3	07:21	22:15.47	3rd	
4	07:22	29:37.83	3rd	
5	07:22	37:00.05	3rd	
6	07:31	44:31.31	3rd	
7	08:34	53:05.34	4th	
Tom BURFORD 72 Hobart Wheelers/ Dirt Devils				
1	08:09	08:09.17	15th	
2	07:56	16:05.55	12th	
3	08:08	24:14.42	13th	
4	07:47	32:02.30	12th	
5	07:44	39:47.29	10th	
6	07:46	47:33.80	10th	
Ben HORSHAM 3 UQCC				
1	08:10	08:10.67	16th	
2	08:00	16:11.18	13th	
3	08:02	24:13.36	12th	
4	07:57	32:10.69	13th	
5	07:41	39:52.26	11th	













Cycling - CX Rnd 2



hobart wheelers
cycling club

	Lap	Elapsed	Lap Pos	Fast/ Slowest Lap
	6	07:53	47:45.44	11th
Steve AITKEN			54	Hobart Wheelers Dirt Devils CC
	1	07:39	07:39.20	8th 
	2	08:00	15:39.84	10th
	3	08:04	23:44.77	11th
	4	08:08	31:53.39	11th
	5	08:09	40:02.55	12th 
	6	08:08	48:11.53	12th
Sid NATERA			70	Hobart Wheelers/ Dirt Devils
	1	07:35	07:35.10	7th 
	2	08:05	15:40.52	11th
	3	08:03	23:44.30	10th
	4	08:03	31:47.98	10th
	5	08:46	40:34.01	13th
	6	09:03	49:37.26	13th 
Chris JENKINS			37	Hobart Wheelers
	1	08:30	08:30.69	18th 
	2	08:24	16:55.60	17th
	3	08:17	25:12.75	16th
	4	08:15	33:28.41	16th
	5	08:02	41:30.72	16th 
	6	08:08	49:39.37	14th
Annie KLEYWEGT			20	Hobart Wheelers/ Dirt Devils
	1	08:07	08:07.25	14th
	2	08:04	16:11.46	14th 
	3	08:14	24:26.14	14th
	4	08:24	32:50.67	14th
	5	08:27	41:18.18	14th 
	6	08:27	49:45.28	15th 
Paul JAGER			29	AUS Cycling Membership,
	1	08:06	08:06.13	13th 
	2	08:15	16:21.92	15th
	3	08:21	24:43.85	15th
	4	08:22	33:06.37	15th
	5	08:23	41:30.26	15th 
	6	08:15	49:45.30	16th
Angus PAYNTER			58	Hobart wheelers / Dirt Devils
	1	07:54	07:54.60	12th 
	2	08:37	16:31.62	16th
	3	09:12	25:44.18	17th 
	4	08:37	34:21.87	17th
	5	08:21	42:43.85	18th
	6	08:21	51:05.25	17th



Lap	Elapsed	Lap Pos	Fast/ Slowest Lap
Mark JOHNSTON 38 Hobart Wheelers			
1	08:53	08:53.03	23rd 
2	08:26	17:19.41	19th
3	08:40	25:59.65	18th
4	08:23	34:22.66	18th
5	08:20	42:43.08	17th 
6	08:26	51:09.35	18th
Simon BROWN 53 Dirt Devils			
1	08:54	08:54.45	24th 
2	08:33	17:27.70	20th
3	08:44	26:12.28	21st
4	08:41	34:54.26	22nd
5	08:23	43:18.16	19th 
6	08:47	52:06.00	19th
Angus GULLICK 96 Hobart Wheelers/ Dirt Devils			
1	08:39	08:39.74	20th
2	08:48	17:28.06	21st
3	08:39	26:07.57	20th
4	08:33	34:40.83	19th 
5	08:39	43:19.92	20th
6	08:50	52:10.08	20th 
Paul KLEYWEGT 40 Hobart Wheelers/ Dirt Devils			
1	08:47	08:47.52	22nd
2	08:49	17:36.94	23rd
3	08:39	26:16.20	22nd
4	08:36	34:52.50	20th 
5	08:45	43:37.80	21st
6	08:55	52:32.97	21st 
Scott BELLIS 33 Hobart Wheelers			
1	08:35	08:35.28	19th 
2	08:38	17:13.74	18th
3	08:51	26:04.88	19th
4	08:48	34:53.46	21st
5	08:45	43:39.42	22nd
6	08:55	52:34.62	22nd 
Nic TOMLIN 31 Hobart Wheelers/ Dirt Devils			
1	07:28	07:28.79	5th 
2	07:33	15:02.51	6th
3	07:33	22:36.33	5th
4	07:36	30:12.56	5th
5	07:38	37:51.23	5th
6	07:40	45:31.57	5th 
Andrew BURFORD 61 Hobart Wheelers/ Dirt Devils			
1	07:31	07:31.23	6th

Cycling - CX Rnd 2


















hobart wheelers
cycling club

	Lap	Elapsed	Lap Pos	Fast/ Slowest Lap	
	2	07:28	14:59.30	5th	
	3	07:49	22:48.71	6th	
	4	07:38	30:27.17	6th	
	5	07:50	38:17.30	6th	
	6	07:53	46:10.59	6th	
Nathan AVER 66 Hobart Wheelers					
	1	07:41	07:41.03	9th	
	2	07:33	15:14.44	7th	
	3	07:34	22:49.27	7th	
	4	07:42	30:31.76	7th	
	5	07:54	38:26.18	7th	
	6	07:47	46:13.75	7th	
Simon ZABEL 32 Hobart Wheelers/ Dirt Devils					
	1	07:44	07:44.40	10th	
	2	07:46	15:30.49	9th	
	3	07:41	23:12.00	8th	
	4	07:52	31:04.76	9th	
	5	07:45	38:50.08	9th	
	6	07:26	46:17.01	8th	
Luke THOMPSON 79 Hobart Wheelers					
	1	07:45	07:45.24	11th	
	2	07:43	15:29.13	8th	
	3	07:43	23:12.66	9th	
	4	07:44	30:56.98	8th	
	5	07:47	38:44.32	8th	
	6	07:39	46:23.79	9th	
Oscar PITHERR 14 Triathlon South					
	1	08:40	08:40.21	21st	
	2	08:55	17:35.32	22nd	
	3	09:01	26:36.35	23rd	
	4	09:12	35:49.29	23rd	
	5	09:19	45:08.79	23rd	
Andrew LING 41 Dirt Devils					
	1	09:08	09:08.12	25th	
	2	09:11	18:19.46	24th	
	3	09:08	27:27.75	24th	
	4	09:12	36:40.13	24th	
	5	09:12	45:52.90	24th	
James RAMSEY 22 Hobart Wheelers Dirt Devils CC					
	1	09:11	09:11.17	26th	
	2	09:09	18:20.70	25th	
	3	09:17	27:37.85	25th	
	4	09:24	37:02.34	25th	
	5	09:44	46:47.27	25th	

Cycling - CX Rnd 2



hobart wheelers
cycling club

Lap	Elapsed	Lap Pos	Fast/ Slowest Lap
Freya BUCKMASTER 18 Shredding Betties			
1	09:22	09:22.63	27th
2	09:48	19:11.09	26th 
3	09:14	28:26.06	26th 
4	09:19	37:45.38	26th
5	09:44	47:30.07	26th
Stewart PITHER 42 tri south			
1	09:43	09:43.23	29th 
2	09:32	19:15.40	27th
3	09:19	28:34.81	27th 
4	09:34	38:09.21	27th
5	09:37	47:46.22	27th
Jane THOMAS 48 Hobart wheelers / Dirt Devils			
1	09:57	09:57.48	31st
2	10:05	20:03.17	31st 
3	09:47	29:51.07	29th
4	09:40	39:31.52	29th 
5	09:40	49:12.30	28th 
Joe CASTELLANA 95 Hobart Wheelers			
1	09:36	09:36.34	28th 
2	10:07	19:44.16	28th 
3	09:57	29:41.67	28th
4	09:49	39:30.86	28th
5	09:59	49:30.73	29th
Steven JOYCE 39 Hobart Wheelers/ Dirt Devils			
1	09:50	09:50.40	30th 
2	10:05	19:56.06	30th
3	10:31	30:27.33	30th
4	10:49	41:17.06	30th 
5	10:33	51:50.32	30th
Adam CHRISTOPHER 27 Hobart Wheelers			
1	10:28	10:28.84	34th
2	10:18	20:47.04	32nd
3	10:13	31:00.89	31st 
4	10:36	41:37.78	31st
5	10:46	52:23.86	31st 
Sarah HARDY 47 tri south			
1	10:43	10:43.98	36th
2	10:25	21:09.42	34th 
3	10:26	31:36.42	32nd
4	10:29	42:06.11	32nd
5	10:50	52:56.88	32nd 
Graham SCOTT 97 Dirt Devils			
1	10:36	10:36.11	35th

Cycling - CX Rnd 2





hobart wheelers
cycling club

	Lap	Elapsed	Lap Pos	Fast/ Slowest Lap	
	2	10:31	21:07.85	33rd	
	3	10:37	31:45.12	33rd	
	4	10:48	42:33.96	33rd	
	5	11:03	53:37.03	33rd	
Elliott Peter AVENS 71 Hobart Wheelers/Dirt Devils					
	1	10:26	10:26.10	33rd	
	2	10:47	21:13.41	35th	
	3	10:48	32:01.64	34th	
	4	11:29	43:30.72	34th	
	5	11:10	54:41.41	34th	
Oscar Jack AVENS 57 Hobart Wheelers/ Dirt Devils					
	1	12:10	12:10.99	38th	
	2	10:55	23:06.87	37th	
	3	11:12	34:19.52	36th	
	4	09:57	44:17.04	35th	
	5	10:58	55:15.44	35th	
Christopher JORDAN 30 Hobart Wheelers Dirt Devils CC					
	1	10:17	10:17.71	32nd	
	2	11:08	21:26.30	36th	
	3	12:29	33:56.09	35th	
	4	12:21	46:17.46	36th	
Annie BENHAM 74 Hobart Wheelers Cycling Club					
	1	11:51	11:51.67	37th	
	2	12:14	24:06.57	38th	
	3	11:50	35:57.05	37th	
	4	11:57	47:54.16	37th	
Anders BOWN 19					
	1	12:47	12:47.50	39th	
	2	12:43	25:30.82	39th	
	3	13:10	38:41.09	38th	
	4	13:31	52:12.30	39th	
Lottie BOWN 82					
	1	12:48	12:48.75	40th	
	2	12:42	25:31.29	40th	
	3	13:10	38:42.05	39th	
	4	13:30	52:12.23	38th	
Karl JACOBI 60 Hobart Wheelers/ Dirt Devils					
	1	12:52	12:52.61	41st	
	2	12:50	25:43.46	41st	
	3	13:33	39:17.06	40th	
	4	14:04	53:21.46	40th	
Edward BURFORD 68 Southern City BMX					
	1	12:53	12:53.43	42nd	
	2	12:55	25:48.87	42nd	

Cycling - CX Rnd 2



hobart wheelers
cycling club

Lap	Elapsed	Lap Pos	Fast/ Slowest Lap
3	14:52	40:41.15	41st
4	16:55	57:36.96	41st 
Will WHITTINGTON	6	Hobart Wheelers Cycling Club	
1	08:12	08:12.10	17th 
2	11:38	19:50.60	29th 