


Cycling - CX Rnd 4 & CX state titles 11 August



Lap	Elapsed	Lap Pos	Fast/ Slowest Lap
Cameron IVORY 8 Launceston Mountain Bike Club			
1	05:52	05:52.26	2nd
2	05:30	11:23.08	2nd
3	05:35	16:58.82	2nd
4	05:23	22:22.09	1st
5	05:26	27:49.00	1st
6	05:31	33:20.59	1st
7	05:32	38:53.10	1st
8	05:41	44:34.84	1st
9	05:33	50:08.17	1st
Scott BOWDEN 3 Hobart Wheelers			
1	05:51	05:51.56	1st
2	05:30	11:22.23	1st
3	05:35	16:57.41	1st
4	05:25	22:23.38	2nd
5	05:35	27:58.49	2nd
6	05:36	33:35.27	2nd
7	05:39	39:15.18	2nd
8	05:33	44:48.59	2nd
9	05:38	50:27.13	2nd
Mark LEIS 53 Dirt Devils			
1	06:16	06:16.73	10th
2	06:19	12:36.23	9th
3	06:19	18:55.52	10th
4	06:22	25:17.57	10th
5	06:15	31:33.04	10th
6	06:23	37:56.69	10th
7	06:25	44:21.74	10th
8	06:29	50:51.06	10th
Oliver JOHNSTON 29 Hobart Wheelers			
1	05:53	05:53.29	4th
2	05:33	11:26.52	5th
3	05:48	17:15.18	5th
4	05:49	23:04.23	3rd
5	05:49	28:54.09	4th
6	06:01	34:55.75	4th
7	05:50	40:46.65	3rd
8	05:43	46:30.62	3rd
Nathan EARLE 6 Hobart Wheelers			
1	06:02	06:02.70	7th
2	05:33	11:36.13	6th



Cycling - CX Rnd 4 & CX state titles 11 August



Lap	Elapsed	Lap Pos	Fast/ Slowest Lap
3	05:44	17:20.83	6th
4	06:11	23:32.55	6th
5	05:38	29:10.55	5th
6	05:54	35:04.55	5th
7	05:45	40:50.46	5th
8	05:47	46:37.55	4th
Tom CHEESMAN		4	Dirt Devils
1	05:52	05:52.70	3rd
2	05:33	11:26.13	4th
3	05:48	17:14.83	4th
4	05:49	23:04.47	4th
5	05:49	28:53.64	3rd
6	06:01	34:55.31	3rd
7	05:55	40:50.45	4th
8	05:56	46:47.22	5th
Daniel AURIK		1	Launceston Mountain Bike Club
1	05:53	05:53.78	5th
2	05:31	11:25.45	3rd
3	05:49	17:14.55	3rd
4	06:16	23:30.81	5th
5	06:16	29:47.59	6th
6	06:24	36:11.87	6th
7	06:10	42:22.82	6th
8	05:57	48:19.93	6th
Jim AVENS		40	Hobart Wheelers
1	06:02	06:02.08	6th
2	06:05	12:07.97	7th
3	06:07	18:15.77	8th
4	06:08	24:24.51	7th
5	06:12	30:37.21	8th
6	06:09	36:47.10	7th
7	06:10	42:58.07	7th
8	06:08	49:06.48	7th
James FARLEY		7	Hunter District Cycling Club
1	06:04	06:04.61	8th
2	06:05	12:10.23	8th
3	06:00	18:10.33	7th
4	06:15	24:25.73	8th
5	06:11	30:36.74	7th
6	06:11	36:47.92	8th
7	06:11	42:59.12	8th



Cycling - CX Rnd 4 & CX state titles 11 August



Lap	Elapsed	Lap Pos	Fast/ Slowest Lap
8	06:18	49:17.47	8th
Tom BURFORD 117 Hobart Wheelers/ Dirt Devils			
1	06:21	06:21.04	12th
2	06:16	12:37.52	10th
3	06:17	18:54.86	9th
4	06:20	25:15.01	9th
5	06:17	31:32.45	9th
6	06:23	37:56.08	9th
7	06:10	44:07.02	9th
8	06:14	50:21.62	9th
Simon ZABEL 42 Hobart Wheelers/ Dirt Devils			
1	06:29	06:29.52	15th
2	06:17	12:47.26	13th
3	06:22	19:09.55	11th
4	06:26	25:36.23	11th
5	06:26	32:03.20	11th
6	06:31	38:34.33	11th
7	06:26	45:00.60	11th
Harrison TAIT 9 Hobart Wheelers Dirt Devils CC			
1	06:13	06:13.68	9th
2	06:25	12:39.06	11th
3	06:34	19:13.56	12th
4	06:34	25:48.11	13th
5	06:45	32:33.55	13th
6	06:39	39:13.26	13th
7	06:17	45:30.67	12th
Nathan AVER 2 Hobart Wheelers			
1	06:54	06:54.39	21st
2	06:33	13:28.24	18th
3	06:31	19:59.85	17th
4	06:25	26:25.63	15th
5	06:36	33:02.36	15th
6	06:25	39:27.86	15th
7	06:10	45:38.50	13th
Andrew BURFORD 41 Hobart Wheelers/ Dirt Devils			
1	06:21	06:21.86	13th
2	06:25	12:47.12	12th
3	06:37	19:24.60	14th
4	06:27	25:51.60	14th
5	06:38	32:30.11	12th
6	06:37	39:07.33	12th



Cycling - CX Rnd 4 & CX state titles 11 August



Lap	Elapsed	Lap Pos	Fast/ Slowest Lap
7	06:37	45:44.78	14th
Nic TOMLIN 44 Hobart Wheelers/ Dirt Devils			
1	06:25	06:25.70	14th
2	06:24	12:50.34	15th
3	06:28	19:18.44	13th
4	06:25	25:44.01	12th
5	06:57	32:41.71	14th
6	06:42	39:24.25	14th
7	06:39	46:03.48	15th
Isabella FLINT 11 Launceston Mountain Bike Club			
1	06:19	06:19.77	11th
2	06:27	12:47.48	14th
3	07:06	19:54.13	15th
4	06:33	26:27.34	16th
5	06:39	33:06.51	16th
6	06:35	39:42.27	16th
7	06:36	46:18.93	16th
Jordan ENRIGHT 28 St Patricks College			
1	06:34	06:34.40	16th
2	06:40	13:14.62	16th
3	06:41	19:56.59	16th
4	06:38	26:35.25	17th
5	06:40	33:15.70	17th
6	06:46	40:02.26	17th
7	06:53	46:56.05	17th
Archie MARTIN 22 Launceston Mountain Bike Club			
1	06:49	06:49.61	19th
2	06:50	13:39.62	21st
3	07:01	20:41.59	20th
4	06:58	27:40.40	19th
5	06:54	34:34.82	20th
6	06:56	41:31.79	18th
7	06:57	48:29.38	18th
Chris JENKINS 48 Hobart Wheelers <i>Plan for a brighter place</i>			
1	06:49	06:49.98	20th
2	06:49	13:39.06	20th
3	06:50	20:29.42	19th
4	07:19	27:48.60	20th
5	06:42	34:30.67	18th
6	07:23	41:54.11	20th
7	06:35	48:29.54	19th



Cycling - CX Rnd 4 & CX state titles 11 August



Lap	Elapsed	Lap Pos	Fast/ Slowest Lap
Annie KLEYWEGT 32 Hobart Wheelers/ Dirt Devils			
1	06:38	06:38.66	17th
2	06:47	13:26.29	17th
3	06:55	20:22.21	18th
4	07:06	27:28.70	18th
5	07:05	34:34.41	19th
6	07:04	41:38.85	19th
7	07:04	48:43.51	20th
Rowan CRAWFORD 39 Hobart Wheelers/Dirt Devils			
1	07:14	07:14.59	27th
2	06:50	14:04.89	24th
3	06:53	20:58.68	22nd
4	07:00	27:59.20	21st
5	07:06	35:05.43	21st
6	07:15	42:20.52	21st
7	06:46	49:06.93	21st
Tim O'SHANNESSEY 56 Cradle Coast Cycling Club			
1	07:27	07:27.16	33rd
2	06:52	14:19.45	27th
3	06:58	21:17.71	26th
4	07:04	28:22.44	23rd
5	07:01	35:23.81	22nd
6	07:07	42:31.65	22nd
7	07:20	49:52.61	22nd
Sid NATERA 23 Hobart Wheelers/ Dirt Devils			
1	06:40	06:40.35	18th
2	06:58	13:38.62	19th
3	07:13	20:52.00	21st
4	07:31	28:23.76	24th
5	07:24	35:48.46	25th
6	07:11	42:59.99	23rd
7	07:22	50:22.51	24th
Richard WALKER 59 Dirt Devils			
1	07:11	07:11.50	25th
2	06:59	14:10.84	26th
3	07:05	21:16.80	25th
4	07:17	28:33.88	25th
5	07:09	35:43.42	23rd
6	07:28	43:12.11	26th
7	07:09	50:22.04	23rd



Cycling - CX Rnd 4 & CX state titles 11 August













Lap	Elapsed	Lap Pos	Fast/ Slowest Lap
Scott BELLIS 46 Hobart Wheelers			
1	07:21	07:21.81	30th
2	06:45	14:07.33	25th
3	07:10	21:18.16	27th
4	07:16	28:34.70	26th
5	07:14	35:48.77	26th
6	07:21	43:10.37	25th
7	07:18	50:29.36	25th
Freya BUCKMASTER 30 Shredding Betties			
1	06:54	06:54.98	22nd
2	06:56	13:51.06	23rd
3	07:11	21:02.45	23rd
4	07:12	28:15.02	22nd
5	07:30	35:45.16	24th
6	07:19	43:04.91	24th
7	07:25	50:30.86	26th
Oscar PITHERR 24 Triathlon South			
1	07:13	07:13.47	26th
2	07:08	14:22.00	28th
3	07:16	21:38.03	28th
4	07:13	28:51.11	27th
5	07:16	36:07.45	27th
6	07:22	43:29.85	27th
7	07:24	50:54.01	27th
Andrew LING 54 Dirt Devils			
1	07:22	07:22.77	32nd
2	07:04	14:26.97	29th
3	07:20	21:47.76	30th
4	07:22	29:10.47	30th
5	07:43	36:53.97	32nd
6	07:14	44:08.03	31st
7	06:57	51:05.59	28th
Michael EASTWOOD 58 Hobart Wheelers			
1	07:22	07:22.42	31st
2	07:10	14:33.13	32nd
3	07:22	21:55.21	32nd
4	07:25	29:20.25	32nd
5	07:26	36:46.35	30th
6	07:19	44:05.73	30th
7	07:05	51:11.19	29th



Cycling - CX Rnd 4 & CX state titles 11 August



Lap	Elapsed	Lap Pos	Fast/ Slowest Lap
Paul KLEYWEGT 52 Hobart Wheelers/ Dirt Devils			
1	07:21	07:21.44	29th
2	07:08	14:29.71	31st 
3	07:21	21:51.51	31st
4	07:26	29:18.44	31st 
5	07:20	36:38.94	29th
6	07:20	43:59.90	29th
7	07:15	51:15.57	30th
Kaydee RATHS 12 Shredding Betties			
1	07:27	07:27.56	34th
2	07:00	14:28.09	30th
3	07:15	21:43.30	29th
4	07:13	28:57.06	28th
5	07:18	36:15.86	28th
6	07:29	43:45.51	28th
7	07:34	51:20.26	31st
Lucie JOHNSTON 31 Hobart Wheelers/Dirt Devils			
1	06:55	06:55.16	23rd 
2	06:55	13:50.64	22nd 
3	07:24	21:15.53	24th
4	07:44	28:59.88	29th
5	07:51	36:51.70	31st
6	07:53	44:44.87	32nd 
7	07:37	52:22.12	32nd
David HODGMAN 47 Southern Tasmanian Cycling Club			
1	07:38	07:38.29	36th 
2	07:30	15:08.48	34th
3	07:34	22:42.74	34th
4	07:27	30:09.79	34th 
5	07:29	37:39.23	33rd
6	07:30	45:09.79	33rd
Angus GULLICK 26 Hobart Wheelers/ Dirt Devils			
1	07:03	07:03.39	24th 
2	07:34	14:38.34	33rd
3	07:36	22:14.83	33rd
4	07:40	29:55.28	33rd
5	08:07	38:02.76	34th 
6	07:35	45:38.41	34th
Leo LORENZEN 36 City of Burnie CC			
1	07:35	07:35.95	35th 
2	07:47	15:23.10	35th



Cycling - CX Rnd 4 & CX state titles 11 August



Lap	Elapsed	Lap Pos	Fast/ Slowest Lap
3	07:59	23:22.77	35th
4	08:03	31:25.91	35th
5	08:09	39:35.57	35th
6	07:53	47:28.73	35th
Timothy EAGLING		38	AusCycling
1	07:41	07:41.24	37th
2	07:54	15:36.09	37th
3	08:06	23:42.62	36th
4	08:11	31:54.58	36th
5	08:06	40:00.91	36th
6	07:29	47:30.88	36th
Mark LOCKE		55	Hobart Wheelers/ Dirt Devils
1	08:23	08:23.78	43rd
2	08:13	16:37.07	42nd
3	07:59	24:36.74	39th
4	08:01	32:38.66	38th
5	08:09	40:48.59	39th
6	07:51	48:40.00	37th
Jane THOMAS		64	Hobart wheelers / Dirt Devils
1	08:12	08:12.53	39th
2	08:00	16:12.81	38th
3	08:05	24:18.11	38th
4	08:07	32:25.68	37th
5	08:10	40:36.06	37th
6	08:09	48:45.25	38th
Stewart PITHER		57	tri south
1	08:19	08:19.59	42nd
2	08:54	17:13.73	44th
3	07:53	25:07.35	43rd
4	07:44	32:51.95	39th
5	07:52	40:44.92	38th
6	08:12	48:56.94	39th
Avara DONOVAN		33	Hobart Wheelers/ Dirt Devils
1	08:05	08:05.90	38th
2	08:24	16:30.25	40th
3	08:26	24:56.83	42nd
4	08:10	33:07.26	40th
5	08:14	41:22.19	40th
6	08:03	49:25.30	40th
Helen BURFORD		62	Southern City BMX
1	08:15	08:15.77	41st



Cycling - CX Rnd 4 & CX state titles 11 August



Lap	Elapsed	Lap Pos	Fast/ Slowest Lap
2	08:01	16:17.53	39th
3	08:36	24:54.44	40th
4	08:36	33:31.37	41st
5	08:30	42:02.36	41st
6	08:25	50:27.41	41st
Adam CHRISTOPHER 43 Hobart Wheelers			
1	08:13	08:13.68	40th
2	08:20	16:33.86	41st
3	08:20	24:54.76	41st
4	08:40	33:35.43	42nd
5	08:54	42:29.55	42nd
6	08:53	51:22.87	42nd
Steven JOYCE 49 Hobart Wheelers/ Dirt Devils			
1	08:41	08:41.76	44th
2	08:04	16:46.70	43rd
3	08:39	25:26.50	44th
4	08:35	34:02.36	43rd
5	09:08	43:10.89	43rd
6	08:30	51:41.15	43rd
Anna JOHNSTON 63 Hobart Wheelers/Dirt Devils			
1	09:02	09:02.03	46th
2	08:36	17:38.62	45th
3	08:40	26:19.05	45th
4	08:59	35:18.65	44th
5	08:49	44:08.03	44th
6	09:11	53:19.44	44th
Elliott Peter AVENS 18 Hobart Wheelers/Dirt Devils			
1	08:53	08:53.97	45th
2	09:16	18:10.00	46th
3	09:29	27:39.23	46th
4	09:15	36:54.42	46th
5	09:07	46:01.54	45th
Oscar Jack AVENS 20 Hobart Wheelers/ Dirt Devils			
1	09:02	09:02.12	47th
2	09:19	18:21.20	47th
3	09:22	27:43.99	47th
4	09:10	36:54.44	47th
5	09:42	46:36.55	46th
Karl JACOBI 15 Hobart Wheelers/ Dirt Devils			
1	09:47	09:47.69	48th
2	10:09	19:57.51	48th



Cycling - CX Rnd 4 & CX state titles 11 August



Lap	Elapsed	Lap Pos	Fast/ Slowest Lap
3	10:54	30:51.51	48th
4	11:01	41:52.84	48th
5	11:33	53:26.59	47th
Lachlan CAREY		66	
1	07:19	07:19.07	28th
2	08:05	15:24.56	36th
3	08:48	24:13.23	37th
4	11:10	35:23.99	45th
Dawn AITKEN		61	Hobart Wheelers Dirt Devils
1	10:27	10:27.23	50th
2	11:05	21:32.99	49th
3	11:40	33:13.83	49th
4	11:48	45:02.57	49th
Edward BURFORD		14	Southern City BMX
1	10:52	10:52.75	51st
2	12:07	23:00.48	51st
3	11:02	34:03.44	50th
4	11:30	45:33.65	50th
Ivy NATERA		19	Hobart Wheelers/ Dirt Devils
1	09:52	09:52.49	49th
2	11:58	21:51.02	50th
3	12:48	34:39.53	51st
4	12:22	47:02.38	51st
Kate TRAVERS		60	No club
1	12:11	12:11.71	52nd
2	12:04	24:16.26	52nd
3	12:29	36:45.95	52nd
4	12:24	49:10.89	52nd
Gaelan GUSTAVSSON		21	Hobart Wheelers / Dirt Devils Cycling Club
1	13:41	13:41.83	55th
2	15:22	29:04.70	54th
3	15:56	45:01.64	53rd
Arthur BURFORD		35	Southern city BMX
1	13:17	13:17.17	53rd
2	14:05	27:22.40	53rd
3	17:48	45:10.40	54th
Fletcher AITKEN		13	Hobart Wheelers/ Dirt Devils
1	13:24	13:24.31	54th
2	17:45	31:10.07	55th
3	14:01	45:11.97	55th

