

# Cycling - CX Rnd 5 Dominic



Lap	Elapsed	Lap Pos	Fast/ Slowest Lap
Scott BOWDEN 39 Hobart Wheelers			
CX Rnd 5			
1	03:39	03:39.99	1st
2	03:47	07:27.85	1st
3	03:43	11:10.86	1st
4	03:46	14:56.98	1st
5	03:49	18:46.51	1st
6	03:47	22:33.90	2nd
7	03:44	26:18.74	2nd
8	03:44	30:03.36	2nd
9	03:46	33:50.35	2nd
10	03:48	37:39.06	1st
11	03:45	41:24.69	1st
12	03:45	45:09.93	1st
Nathan EARLE 73 Hobart Wheelers			
CX Rnd 5			
1	03:51	03:51.27	5th
2	03:45	07:37.09	3rd
3	03:45	11:22.11	3rd
4	03:47	15:09.38	3rd
5	03:43	18:52.53	2nd
6	03:40	22:33.34	1st
7	03:45	26:18.48	1st
8	03:44	30:02.92	1st
9	03:47	33:50.03	1st
10	04:02	37:52.53	2nd
11	03:48	41:41.14	2nd
12	03:53	45:34.68	2nd
Oliver JOHNSTON 43 Hobart Wheelers			
CX Rnd 5			
1	03:40	03:40.81	2nd
2	03:47	07:28.39	2nd
3	03:43	11:11.42	2nd
4	03:51	15:02.80	2nd
5	03:50	18:53.38	3rd
6	03:49	22:43.06	3rd
7	03:55	26:38.61	3rd
8	03:54	30:32.78	3rd
9	04:02	34:34.98	3rd
10	03:57	38:32.31	3rd
11	03:58	42:31.25	3rd
12	03:57	46:29.10	3rd
Cameron IVORY 18 Launceston Mountain Bike Club			

# Cycling - CX Rnd 5 Dominic



**hobart wheelers**  
cycling club

	Lap	Elapsed	Lap Pos	Fast/ Slowest Lap
CX Rnd 5				
1	03:41	03:41.31	3rd	
2	03:57	07:39.24	4th	
3	04:04	11:44.03	4th	
4	04:05	15:49.16	4th	
5	04:05	19:54.27	4th	
6	04:09	24:04.02	4th	
7	04:03	28:07.54	4th	
8	04:01	32:09.06	4th	
9	04:03	36:12.46	4th	
10	03:58	40:11.40	4th	
11	04:05	44:16.82	4th	
12	04:03	48:19.91	4th	

Tom BURFORD 32 Hobart Wheelers Dirt Devils CC

CX Rnd 5				
1	04:05	04:05.68	12th	
2	04:17	08:22.74	12th	
3	04:18	12:41.47	10th	
4	04:19	17:00.97	10th	
5	04:20	21:21.67	10th	
6	04:23	25:44.71	10th	
7	04:21	30:05.71	10th	
8	04:19	34:24.78	10th	
9	04:22	38:47.54	10th	
10	04:29	43:16.75	10th	
11	04:25	47:41.87	10th	

Harrison TAIT 54 Hobart Wheelers Dirt Devils CC

CX Rnd 5				
1	03:57	03:57.52	8th	
2	04:18	08:16.46	10th	
3	04:26	12:42.78	11th	
4	04:28	17:11.00	12th	
5	04:29	21:40.25	12th	
6	04:34	26:14.45	12th	
7	04:27	30:42.18	12th	
8	04:27	35:09.95	12th	
9	04:25	39:35.33	12th	
10	04:27	44:03.13	12th	
11	04:14	48:17.50	11th	


Luca ROCCHI 40 Hobart Wheelers Dirt Devils CC

CX Rnd 5				
1	04:08	04:08.96	13th	
2	04:22	08:31.63	13th	
3	04:23	12:54.83	13th	

## Cycling - CX Rnd 5 Dominic





**hobart wheelers**  
cycling club

	Lap	Elapsed	Lap Pos	Fast/ Slowest Lap
4	04:24	17:19.11	13th	
5	04:28	21:47.45	13th	
6	04:33	26:21.11	13th	
7	04:28	30:49.72	13th	
8	04:20	35:10.16	13th	
9	04:23	39:33.67	11th	
10	04:26	44:00.46	11th	
11	04:31	48:32.29	12th	




Fletcher MASON 57 LMBC

### CX Rnd 5

1	04:02	04:02.63	11th	
2	04:19	08:22.16	11th	
3	04:24	12:46.98	12th	
4	04:21	17:08.26	11th	
5	04:24	21:33.13	11th	
6	04:35	26:09.08	11th	
7	04:31	30:40.98	11th	
8	04:27	35:08.54	11th	
9	04:32	39:41.17	14th	
10	04:34	44:16.07	14th	
11	04:28	48:44.41	14th	

Mark LEIS 68 Dirt Devils

### CX Rnd 5

1	04:19	04:19.09	16th	
2	04:22	08:41.84	15th	
3	04:26	13:08.00	15th	
4	04:22	17:30.53	14th	
5	04:27	21:57.71	14th	
6	04:26	26:24.55	14th	
7	04:26	30:51.48	14th	
8	04:19	35:11.47	14th	
9	04:25	39:37.47	13th	
10	04:29	44:06.95	13th	
11	04:36	48:43.63	13th	

Mark LANGLANDS 9 Hobart Wheelers Dirt Devils CC


### CX Rnd 5

1	03:47	03:47.89	4th	
2	03:58	07:46.37	5th	
3	04:03	11:50.09	5th	
4	04:03	15:53.49	5th	
5	04:03	19:56.82	5th	
6	04:10	24:06.88	5th	
7	04:08	28:15.08	5th	
8	04:07	32:23.05	5th	
9	04:13	36:36.39	5th	



# Cycling - CX Rnd 5 Dominic



**hobart wheelers**  
cycling club



	Lap	Elapsed	Lap Pos	Fast/ Slowest Lap
10	04:07	40:43.61	5th	
11	04:24	45:07.75	5th	
Dylan LOCKE 19 Tas Junior Cycling Foundation				

## CX Rnd 5

1	03:56	03:56.12	7th	
2	04:00	07:57.01	7th	
3	04:09	12:06.22	7th	
4	04:08	16:14.75	6th	
5	03:59	20:14.05	6th	
6	04:07	24:21.43	6th	
7	04:09	28:30.83	6th	
8	04:14	32:45.64	6th	
9	04:15	37:01.58	6th	
10	04:17	41:18.60	6th	
11	04:06	45:24.72	6th	

Jordan ENRIGHT 3 Launceston Mountain Bike Club

## CX Rnd 5

1	03:59	03:59.61	10th	
2	04:16	08:15.95	9th	
3	04:14	12:30.31	8th	
4	04:15	16:45.97	9th	
5	04:18	21:04.04	9th	
6	04:18	25:23.00	9th	
7	04:13	29:36.95	7th	
8	04:21	33:58.09	7th	
9	04:23	38:21.53	7th	
10	04:15	42:36.58	7th	
11	04:12	46:48.93	7th	


Jim AVENS 25 Hobart Wheelers

## CX Rnd 5

1	03:58	03:58.74	9th	
2	04:16	08:15.34	8th	
3	04:15	12:30.83	9th	
4	04:14	16:44.99	8th	
5	04:18	21:03.34	8th	
6	04:19	25:22.42	8th	
7	04:19	29:42.25	8th	
8	04:20	34:02.29	8th	
9	04:22	38:24.55	8th	
10	04:21	42:45.69	8th	
11	04:27	47:13.42	8th	

Sid NATERA 29 Hobart Wheelers/ Dirt Devils



## CX Rnd 5

1	03:52	03:52.60	6th	
---	-------	----------	-----	---

## Cycling - CX Rnd 5 Dominic




**hobart wheelers**  
cycling club

	Lap	Elapsed	Lap Pos	Fast/ Slowest Lap
2	04:04	07:56.73	6th	
3	04:09	12:05.77	6th	
4	04:14	16:20.19	7th	
5	04:28	20:48.92	7th	
6	04:31	25:20.78	7th	
7	04:30	29:51.50	9th	
8	04:22	34:13.93	9th	
9	04:23	38:37.68	9th	
10	04:31	43:09.01	9th	
11	04:27	47:36.48	9th	

Andrew BURFORD 61 Hobart Wheelers/ Dirt Devils

### CX Rnd 5

1	04:13	04:13.41	14th	
2	04:24	08:37.46	14th	
3	04:27	13:05.35	14th	
4	04:29	17:34.51	15th	
5	04:34	22:09.48	15th	
6	04:37	26:46.89	15th	
7	04:41	31:28.72	15th	
8	04:44	36:13.18	15th	
9	04:41	40:54.93	15th	
10	04:37	45:32.55	15th	



Oscar PITHERR 11 Triathlon South

### CX Rnd 5

1	04:19	04:19.58	17th	
2	04:22	08:42.20	16th	
3	04:43	13:26.02	16th	
4	04:38	18:04.25	16th	
5	04:44	22:48.43	16th	
6	04:45	27:33.48	16th	
7	04:48	32:21.62	16th	
8	04:56	37:18.01	17th	
9	04:38	41:56.85	17th	
10	04:34	46:31.65	16th	

Annie KLEYWEGT 41 Hobart Wheelers/ Dirt Devils

### CX Rnd 5

1	04:16	04:16.56	15th	
2	04:36	08:52.67	17th	
3	04:46	13:39.06	17th	
4	04:47	18:26.73	17th	
5	04:42	23:09.48	17th	
6	04:46	27:55.56	17th	
7	04:39	32:35.50	17th	
8	04:42	37:17.64	16th	
9	04:38	41:56.43	16th	

# Cycling - CX Rnd 5 Dominic




	Lap	Elapsed	Lap Pos	Fast/ Slowest Lap
--	-----	---------	---------	-------------------

10	04:44	46:40.89	17th	
----	-------	----------	------	--

Peter BARRETT	60	Hobart Wheelers		
---------------	----	-----------------	--	--

CX Rnd 5				
----------	--	--	--	--

1	04:36	04:36.29	23rd	
---	-------	----------	------	---

2	04:43	09:19.30	22nd	
---	-------	----------	------	--

3	04:43	14:02.94	21st	
---	-------	----------	------	--

4	04:39	18:42.38	20th	
---	-------	----------	------	--

5	04:42	23:24.50	18th	
---	-------	----------	------	--

6	04:38	28:02.85	18th	
---	-------	----------	------	--

7	04:39	32:42.55	18th	
---	-------	----------	------	--

8	04:45	37:27.76	18th	
---	-------	----------	------	---


9	04:42	42:09.90	18th	
---	-------	----------	------	--

10	04:40	46:50.17	18th	
----	-------	----------	------	--

Andrew LING	70	Dirt Devils		
-------------	----	-------------	--	--

CX Rnd 5				
----------	--	--	--	--

1	04:39	04:39.36	26th	
---	-------	----------	------	--


2	04:38	09:18.27	21st	
---	-------	----------	------	---

3	04:39	13:58.09	19th	
---	-------	----------	------	--

4	04:42	18:40.13	18th	
---	-------	----------	------	--

5	04:45	23:25.81	19th	
---	-------	----------	------	--

6	04:47	28:13.11	19th	
---	-------	----------	------	--

7	04:54	33:07.67	19th	
---	-------	----------	------	---


8	04:53	38:01.56	20th	
---	-------	----------	------	--

9	04:47	42:49.33	19th	
---	-------	----------	------	--

10	04:49	47:38.76	19th	
----	-------	----------	------	--

Freya BUCKMASTER	33	Hobart Wheelers Dirt Devils CC		
------------------	----	--------------------------------	--	--

CX Rnd 5				
----------	--	--	--	--

1	04:24	04:24.97	18th	
---	-------	----------	------	---

2	04:43	09:08.87	19th	
---	-------	----------	------	--

3	04:48	13:57.01	18th	
---	-------	----------	------	--

4	04:43	18:40.82	19th	
---	-------	----------	------	--

5	04:47	23:27.90	20th	
---	-------	----------	------	--

6	04:54	28:22.09	20th	
---	-------	----------	------	--

7	04:51	33:13.25	20th	
---	-------	----------	------	--

8	04:46	37:59.57	19th	
---	-------	----------	------	--


9	04:57	42:57.43	20th	
---	-------	----------	------	---

10	04:57	47:55.21	20th	
----	-------	----------	------	---

Scott BELLIS	78	Hobart Wheelers		
--------------	----	-----------------	--	--

CX Rnd 5				
----------	--	--	--	--

1	04:46	04:46.93	29th	
---	-------	----------	------	--

2	04:36	09:23.26	23rd	
---	-------	----------	------	---

3	04:41	14:04.98	22nd	
---	-------	----------	------	--

4	04:44	18:49.72	21st	
---	-------	----------	------	--

5	04:57	23:47.00	21st	
---	-------	----------	------	--

## Cycling - CX Rnd 5 Dominic



**hobart wheelers**  
cycling club

	Lap	Elapsed	Lap Pos	Fast/ Slowest Lap
6	05:00	28:47.38	21st	
7	05:01	33:48.46	21st	
8	05:02	38:51.22	21st	
9	05:03	43:54.60	21st	
10	04:52	48:47.43	21st	
Joel PEDRO		22	N/A	

### CX Rnd 5

1	04:35	04:35.24	22nd	
2	05:00	09:35.33	29th	
3	04:57	14:32.42	27th	
4	04:57	19:30.36	25th	
5	04:53	24:23.85	25th	
6	05:00	29:24.62	24th	
7	04:55	34:20.53	22nd	
8	04:56	39:16.75	22nd	
9	04:47	44:04.65	22nd	
10	04:52	48:56.95	22nd	

Mike AUSTIN 53 Hobart Wheelers/Dirt Devils

### CX Rnd 5

1	04:47	04:47.40	30th	
2	04:45	09:33.13	27th	
3	04:47	14:20.99	25th	
4	04:56	19:17.75	24th	
5	04:59	24:17.42	24th	
6	05:04	29:21.62	23rd	
7	05:00	34:21.95	23rd	
8	05:00	39:22.61	23rd	
9	05:05	44:27.97	23rd	
10	05:02	49:30.81	23rd	

Andrew BUCKLEY 67 Day permit

### CX Rnd 5

1	04:43	04:43.23	27th	
2	04:58	09:42.06	30th	
3	05:00	14:42.43	30th	
4	04:58	19:40.93	27th	
5	04:58	24:39.20	26th	
6	05:00	29:39.48	26th	
7	05:05	34:45.22	26th	
8	05:01	39:47.17	25th	
9	05:03	44:50.36	25th	
10	04:54	49:44.83	24th	

Michael EASTWOOD 79 Hobart Wheelers



### CX Rnd 5

1	04:56	04:56.89	33rd	
---	-------	----------	------	--

## Cycling - CX Rnd 5 Dominic





**hobart wheelers**  
cycling club

	Lap	Elapsed	Lap Pos	Fast/ Slowest Lap
2	04:54	09:51.78	33rd	
3	04:49	14:41.07	29th	
4	05:02	19:43.88	30th	
5	04:59	24:43.14	28th	
6	04:54	29:37.37	25th	
7	04:56	34:34.11	24th	
8	05:05	39:39.74	24th	
9	05:05	44:44.97	24th	
10	05:25	50:10.14	25th	



Lucie JOHNSTON 88 Hobart Wheelers/Dirt Devils

### CX Rnd 5

1	04:25	04:25.32	19th	
2	04:40	09:06.20	18th	
3	04:55	14:01.74	20th	
4	04:53	18:55.39	22nd	
5	05:10	24:06.29	23rd	
6	05:12	29:18.74	22nd	
7	05:18	34:37.07	25th	
8	05:16	39:53.57	26th	
9	05:13	45:07.23	26th	



Owen BARRETT 4 Triathlon South

### CX Rnd 5

1	04:37	04:37.34	25th	
2	04:54	09:32.07	24th	
3	04:59	14:31.21	26th	
4	05:10	19:41.28	28th	
5	05:23	25:04.58	32nd	
6	05:08	30:13.53	29th	
7	05:04	35:18.46	28th	
8	05:04	40:22.54	27th	
9	05:01	45:24.29	27th	

AI MEARNS 80 Hobart Wheelers/ Dirt Devils

### CX Rnd 5

1	04:51	04:51.52	32nd	
2	04:59	09:50.87	32nd	
3	04:58	14:48.95	33rd	
4	05:02	19:51.15	31st	
5	05:07	24:58.39	30th	
6	05:16	30:14.52	30th	
7	05:05	35:19.77	29th	
8	05:08	40:28.07	28th	
9	05:06	45:34.89	28th	

Angus SANSOM 72 n/a



# Cycling - CX Rnd 5 Dominic



**hobart wheelers**  
cycling club

Lap	Elapsed	Lap Pos	Fast/ Slowest Lap
CX Rnd 5			
1	04:58	04:58.86	35th
2	04:34	09:33.78	28th
3	04:41	14:14.87	24th
4	05:20	19:35.80	26th
5	05:16	24:52.79	29th
6	05:01	29:53.82	28th
7	05:08	35:02.07	27th
8	05:33	40:35.57	29th
9	05:22	45:58.02	29th
Scott MILLER 82 Hobart Wheelers			
CX Rnd 5			
1	05:03	05:03.64	38th
2	04:54	09:57.83	35th
3	04:48	14:46.04	32nd
4	04:55	19:41.85	29th
5	05:00	24:42.32	27th
6	05:07	29:50.26	27th
7	05:35	35:25.86	30th
8	05:15	40:41.59	30th
9	05:20	46:02.15	30th
Chris MANTON 74 Hobart Wheelers/ Dirt Devils			
CX Rnd 5			
1	04:45	04:45.90	28th
2	05:00	09:46.20	31st
3	04:59	14:45.38	31st
4	05:07	19:52.49	32nd
5	05:10	25:03.36	31st
6	05:18	30:21.41	31st
7	05:21	35:43.09	31st
8	05:25	41:09.01	31st
9	05:22	46:31.14	31st
Bart VONHOFF 26 Non affiliated			
CX Rnd 5			
1	05:03	05:03.03	37th
2	05:11	10:14.14	37th
3	05:09	15:24.08	36th
4	05:08	20:32.49	36th
5	05:25	25:58.11	37th
6	05:14	31:12.67	34th
7	05:12	36:25.16	33rd
8	05:13	41:38.75	32nd
9	05:10	46:48.76	32nd

# Cycling - CX Rnd 5 Dominic



Lap	Elapsed	Lap Pos	Fast/ Slowest Lap
David OLIVER 21 Hobart Wheelers Cycling Club			
CX Rnd 5			
1	04:36	04:36.62	24th
2	04:55	09:32.42	26th
3	05:04	14:36.95	28th
4	05:19	19:56.03	33rd
5	05:29	25:25.18	33rd
6	05:24	30:49.72	32nd
7	05:31	36:21.36	32nd
8	05:31	41:52.56	33rd
9	05:11	47:03.86	33rd
Jane THOMAS 84 Hobart wheelers / Dirt Devils			
CX Rnd 5			
1	04:57	04:57.95	34th
2	05:13	10:11.52	36th
3	05:14	15:26.00	37th
4	05:09	20:35.21	37th
5	05:21	25:56.57	36th
6	05:29	31:25.63	35th
7	05:22	36:48.11	35th
8	05:23	42:11.26	35th
9	05:08	47:20.10	34th
Stephen KNOTT 20 Townsville Rockwheelers MTB club			
CX Rnd 5			
1	04:48	04:48.80	31st
2	05:07	09:55.86	34th
3	05:09	15:05.49	35th
4	05:16	20:21.76	35th
5	05:12	25:34.37	34th
6	05:30	31:04.44	33rd
7	05:31	36:35.53	34th
8	05:29	42:05.45	34th
9	05:19	47:24.93	35th
Angus PAYNTER 15 Hobart wheelers / Dirt Devils			
CX Rnd 5			
1	04:28	04:28.13	20th
2	05:03	09:32.12	25th
3	05:29	15:01.25	34th
4	05:11	20:12.76	34th
5	05:41	25:54.50	35th
6	05:44	31:39.13	36th
7	05:46	37:25.47	36th
8	05:39	43:05.29	36th
9	05:19	48:24.48	36th

# Cycling - CX Rnd 5 Dominic



Lap	Elapsed	Lap Pos	Fast/ Slowest Lap
Helen BURFORD 83 Hobart Wheelers/ Dirt Devils			
CX Rnd 5			
1	05:02	05:02.35	36th
2	05:17	10:19.49	38th
3	05:16	15:35.89	38th
4	05:29	21:05.24	38th
5	05:35	26:40.63	38th
6	05:31	32:12.27	38th
7	05:31	37:43.65	37th
8	05:31	43:14.78	37th
9	05:19	48:33.83	37th
Chris JENKINS 64 Hobart Wheelers			
CX Rnd 5			
1	05:29	05:29.77	42nd
2	05:24	10:54.43	41st
3	05:17	16:11.96	39th
4	05:21	21:33.85	39th
5	05:16	26:50.54	39th
6	05:38	32:29.24	39th
7	05:17	37:46.37	38th
8	05:33	43:19.72	38th
9	05:17	48:37.59	38th
Rod SANSOM 76 Don't have one			
CX Rnd 5			
1	05:36	05:36.64	45th
2	05:21	10:58.53	42nd
3	05:24	16:23.40	42nd
4	05:25	21:49.14	40th
5	05:34	27:24.10	40th
6	05:43	33:07.32	40th
7	05:34	38:41.87	39th
8	05:38	44:20.01	39th
9	05:38	49:58.94	39th
Timothy EAGLING 63 AusCycling			
CX Rnd 5			
1	05:21	05:21.64	41st
2	05:29	10:50.73	40th
3	05:27	16:18.06	40th
4	05:34	21:52.44	41st
5	05:42	27:34.60	41st
6	05:45	33:20.42	41st
7	05:46	39:07.16	40th
8	05:39	44:46.42	40th
9	05:59	50:46.12	40th

# Cycling - CX Rnd 5 Dominic



**hobart wheelers**  
cycling club

Lap	Elapsed	Lap Pos	Fast/ Slowest Lap
Stewart PITHER 75 tri south			
CX Rnd 5			
1	05:18	05:18.01	40th
2	05:26	10:44.68	39th
3	05:37	16:22.25	41st
4	05:43	22:06.01	42nd
5	05:47	27:53.96	42nd
6	05:53	33:47.64	42nd
7	05:54	39:42.48	41st
8	05:56	45:38.90	41st
Theo TABERLAY 24 Hobart Wheelers/ Dirt Devils			
CX Rnd 5			
1	05:32	05:32.96	43rd
2	05:40	11:13.60	44th
3	05:31	16:45.48	43rd
4	05:37	22:22.65	43rd
5	05:57	28:20.03	43rd
6	05:55	34:15.31	43rd
7	05:58	40:14.00	42nd
8	05:56	46:10.70	42nd
Anna JOHNSTON 36 Hobart Wheelers/Dirt Devils			
CX Rnd 5			
1	05:49	05:49.27	47th
2	05:51	11:40.53	45th
3	05:55	17:35.82	45th
4	05:52	23:28.79	45th
5	05:48	29:17.17	45th
6	05:54	35:11.36	44th
7	05:59	41:10.98	43rd
8	05:52	47:03.93	43rd
Rowan CRAWFORD 49 Hobart Wheelers/Dirt Devils			
CX Rnd 5			
1	04:30	04:30.99	21st
2	04:39	09:10.41	20th
3	05:02	14:12.90	23rd
4	04:49	19:02.00	23rd
5	04:56	23:58.49	22nd
6	07:43	31:42.20	37th
7	10:46	42:28.82	45th
8	05:03	47:32.43	44th
Ethan BUCKLEY 28 Day permit			
CX Rnd 5			
1	05:34	05:34.11	44th
2	05:34	11:08.35	43rd

## Cycling - CX Rnd 5 Dominic



**hobart wheelers**  
cycling club

	Lap	Elapsed	Lap Pos	Fast/ Slowest Lap
3	05:40	16:48.81	44th	
4	05:49	22:38.45	44th	
5	06:18	28:56.80	44th	
6	06:35	35:32.43	45th	
7	06:46	42:19.21	44th	
8	07:16	49:36.20	45th	
Edward BURFORD 46 Southern City BMX				
CX Rnd 5				
1	05:42	05:42.78	46th	
2	05:58	11:41.33	46th	
3	06:19	18:00.99	46th	
4	06:39	24:40.37	46th	
5	06:17	30:57.53	46th	
6	06:41	37:38.60	46th	
7	06:38	44:17.10	46th	
8	06:55	51:12.81	46th	
Aldo GROVES 10 Hobart Wheelers/ Dirt Devils				
CX Rnd 5				
1	05:17	05:17.14	39th	
2	06:44	12:01.37	47th	
3	09:05	21:06.59	49th	
4	07:05	28:11.92	48th	
5	05:58	34:10.32	47th	
6	04:27	38:37.35	47th	
7	12:09	50:46.47	47th	
Alex BINDOFF 47 Hobart Wheelers Dirt Devils CC				
CX Rnd 5				
1	06:06	06:06.53	49th	
2	06:39	12:46.35	48th	
3	07:05	19:52.06	47th	
4	07:33	27:25.07	47th	
5	08:03	35:28.86	48th	
6	08:10	43:39.27	48th	
7	07:33	51:12.79	48th	
Ivy NATERA 14 Hobart Wheelers/ Dirt Devils				
CX Rnd 5				
1	05:59	05:59.70	48th	
2	06:51	12:51.53	49th	
3	07:30	20:21.74	48th	
4	07:53	28:15.60	49th	
5	08:29	36:45.34	49th	
6	08:19	45:05.17	49th	
Elijah WOOLLEY 62 Hobart Wheelers Dirt Devils				

# Cycling - CX Rnd 5 Dominic










	Lap	Elapsed	Lap Pos	Fast/ Slowest Lap
CX Rnd 5				
1	06:44	06:44.17	50th	
2	07:17	14:01.70	50th	
3	07:32	21:34.02	50th	
4	08:14	29:48.46	50th	
5	12:28	42:17.26	50th	
6	07:17	49:35.13	50th	
Hazel CRAWFORD 38 Hobart Wheelers/ Dirt Devils				
CX Rnd 5				
1	06:57	06:57.90	52nd	
2	07:47	14:45.74	51st	
3	08:09	22:55.70	51st	
4	08:46	31:42.13	51st	
5	10:49	42:31.82	51st	
6	08:32	51:04.75	51st	
Dexter EAGLING 6 AUS Cycling Membership,				
CX Rnd 5				
1	08:42	08:42.27	53rd	
2	10:06	18:49.16	53rd	
3	11:41	30:30.55	52nd	
4	13:05	43:35.71	52nd	
5	11:00	54:36.37	52nd	
Finn PEDRO 30 Hobart Wheelers Dirt Devils CC				
CX Rnd 5 Jnr				
1	05:37	05:37.84	1st	
2	05:53	11:30.86	1st	
3	05:45	17:16.00	1st	
Ollie NOTMAN 55 LMBC				
CX Rnd 5 Jnr				
1	06:28	06:28.70	2nd	
2	07:00	13:28.72	3rd	
3	06:56	20:25.68	2nd	
Leo BROWN 44 Hobart Wheelers Dirt Devils				
CX Rnd 5 Jnr				
1	06:30	06:30.13	3rd	
2	06:54	13:24.25	2nd	
3	07:02	20:26.87	3rd	
Ewan CRAWFORD 37 Hobart Wheelers/ Dirt Devils				
CX Rnd 5 Jnr				
1	06:38	06:38.52	4th	
2	07:34	14:12.86	4th	
3	08:11	22:23.87	4th	
Ivy NOTMAN 45 Launceston Mountain Bike Club				

## Cycling - CX Rnd 5 Dominic



**hobart wheelers**  
cycling club

Lap	Elapsed	Lap Pos	Fast/ Slowest Lap
CX Rnd 5 Jnr			
1	07:25	07:25.84	5th 
2	09:11	16:36.88	5th 
Nicholas BURFORD	35	Hobart Wheelers Dirt Devils CC	
CX Rnd 5 Jnr			
1	08:03	08:03.88	7th 
2	08:50	16:54.74	6th 
Arthur BURFORD	8	Southern City BMX	
CX Rnd 5 Jnr			
1	07:40	07:40.42	6th 
2	09:46	17:26.92	7th 
Justin WOOLLEY	52	Hobart Wheelers/ Dirt Devils	
CX Rnd 5			
1	06:53	06:53.17	51st 
2	08:17	15:10.51	52nd 